

North County Mural

Mendocino County Juvenile Hall
Completed June 10, 2018

A collaboration between artist Danza Davis and the youth at The Juvenile Hall of Mendocino County. Made possible with support from the Arts Council of Mendocino County.



Brainstorming

March 11, 2018

The mural was introduced to youth as a way to beautify the shared space in the MCJH quad and as a celebration of natural beauty of Mendocino County.


The focus for this mural is on habitats in the northern, inland part of the county. Youth were asked to think of plants, animals, and land features from the Willits, Laytonville, and Covelo areas that are culturally or personally meaningful or evoke a sense of home.

Land features
 mountain
 - hatchet mt.
 daytime moon
 clouds - low fog/ high clouds
 water feature
 - low w/ numerous rocks - big outcropping
 meadow - both spring + summer

Animals
mammals
 deer/elk chipmunk
 mountain gray squirrel
 black bears rzy fox
 river otter raccoon
 rabbit jack
birds wdf - coyote
 bald eagle blue jay
 quail sprey
 rainy wood pecker
reptiles
 rattlesnakes fence lizard
 other snake
 alligator lizards
insects/arachnids/other
 dragonfly wasps paper
 lady bugs bees honey
 scorpions butterfly monarch
amphibians
 salamander
 frog - small

Land features
 meadow
 snag
 hills + mtns
 rock outcroppings
 river/tributary
 sun in distance
 daytime
 low clouds
 rainbow?

Animals
mammals
 mountain lion
 horse?
 rabbit
 bear
 ringtail cat
 bats
 coyote
 raccoon
 squirrel
 otter/fisher martin
 deer/elk
birds
 bald eagle
 quail
 blue jays
 raven/crows
 [seagull]
 hummingbird
 blue heron
 egret
 red tail hawk
 geese/ducks
 small birds
reptiles/amphibians
 snake - rattle
 turtles (snapping)
 newt/salamander
 frogs
 toads
insects/arachnids/other
 centipede
 dragonfly
 butterflies (monarch, swallowtail)
 banana slug
 slug
 earthworm
 black widow
 steelhead, rainbow trout, salmon, tadpoles
Plants
Trees/bushes
 [redwood] oak
 pine (douglas fir)
showy/smaller
 flowers
 - poppies
 - lupines
 daisies
 sunflower
 - dandelion
 - lilies
 - raspberry/blackberry
 huckleberry
 non-flowering
 flowers obscured
 grasses
 ferns - large w/ curled
 cherry (agr?)
 willow



amphibians
 steelhead
 crawfish
other
 paper
 fly
 monarch
 (milkweed)
underwater
 steelhead, carp
 crawfish/crawdadd

Plants
bushes
 chick-walley
 naranita w/ berries
 elderberry
 red bud
 small flowers
 black/rasa/goose berry
 lemon/sour grass
 water chestnut
 cap root w/ poison oak
 non-flowering/cast
 flowers obscured
 ferns (woodwardia)
 moss
 mushrooms
 lichen (spanish moss)
 miner's lettuce
 agriculture
 vanilla

The Plan

Creating a Mock-up

Based on youth suggestions and requests, artist Danza Davis created a digital rendering of the mural in Adobe Photoshop and digitally placed the design on site for approval by MCJH staff.

PLANTS

Valley Oak
Douglas Fir
Digger Pine
Poison Oak
Bay Laurel
California Poppy
Dandelion
Lupin
Chain Fern
Milkweed
Miner's Lettuce
Soaproot
Raspberry
Wood Fern

ANIMALS


Fence Lizard
Elk
Black Bear
Fisher Marten
Turkey Vulture
Northern Flicker
Raccoon
California Quail
Hairy Woodpecker
Mountain Lion
Bumblebee
Jack Rabbit
Gray Squirrel
Lady Bug
Mule Deer
Monarch Butterfly
Swallowtail Butterfly



Digital Art Lesson

March 24, 2018


The mural mockup and design process was shared with youth and they were invited to try the digital tools used to create it. Students had the opportunity to use Adobe Photoshop and a digital drawing tablet made by Wacom.




Transferring the Image

March 31 – April 9


The grid-method was used to transfer the mock up image onto the mural wall. A grid was drawn on a printout of the mock up and a corresponding grid was drawn onto the wall. The image was then drawn onto the wall square by square.



At 10 by 30 feet, there were 300 squares to carefully observe and copy onto the grid on the wall!



More delicate components of the mural were transferred using carbon transfer paper and pre-drawn illustrations. This method kept the final product true to the concept.



Paint Mixing

April 9, 2018

Nova Color Artist's Acrylic Paints were used for their vibrant, high quality pigments, and durable formula suitable for outdoor use. All colors were custom mixed from an initial order of 15 standard hues.



It was helpful to make paint swatches to test the colors on site before painting began.

The pre-mixed colors were used throughout the mural to streamline workflow and give the artwork a unified feel.



Notice that the same color looks quite different depending what other colors surround it. The highlight on the elk's shoulder is the same color as the shadow on the grass!



Painting

April 13



April 21



April 14



April 22



May 18



June 9



Thank You

Youth Participants!

The youth assisted in every phase of this project, putting in 109 hours of work. Artist Danza Davis put in 159 hours of time between prep and installation. The youth were a joy to work with and I hope they all feel pride in having contributed to improving this shared space for the benefit of all who use it!



Francisco M.R. 17 Jadya H. 15

Georgie Hage 18 Alyssa M. 15

Nevada T. 13 Carlos G. 17

Ariana A. 14 Juan S. 15 Luis A.

Arianna M. 15 Alan A. 17

Fabian S. 17 Ari 14 Traven S. 15

Salvador V. 17 Joseph H. 16

Cody M. 15 Luis A. 15 Aniyah T. 14

Daniel A. 16 Nayeli S. 15

Isaac G. 16 Kody I. 17 Azariah Z. 17

Trino P. 16 Carlos S. 17 Emma B. 17


Rhannon S. 16 Jesus M. 18 Giovanni L. 14

And many more!

FINISHED!

June 10, 2018





Thank You

Volunteers,
Donors &
Supporters!

Arts Council of
Mendocino County

The Community
Foundation of
Mendocino County

Dr. Dean Edell &
Mrs. Sharon Edell

Artist Ethan Castro
for his time and expertise

JHMC Staff
for facilitating youth
participation

Friedmans of Ukiah
for supply donations

Mendocino Book Co.
for journal donation

Michael Steffen &
Lydia Sims
for large format printer



Feedback

Reflections from Youth

Youth were asked to reflect on their experience with the project and the finished mural. These are excerpts from their letters.

"I enjoyed working on the painting. It brought out a lot of insight. When I was having a difficult day I would go and spend my time painting and my day would get 10 times better. I have noticed parents as well as staff have enjoyed looking at the mural when they are here." –Alyssa M.

"The mural really stands out in the hall. I think all the future kids will appreciate it. I appreciate it, since we can experience the nature of life and animals." –Alani A.

"Painting is very therapeutic for me. The painting reminds me of home. I see all the animals on the mural back home where I'm from." –Isaac G.

"When I look at it my gut feeling gets better. I love looking at pictures, murals and anything that is hand made and art." –Andrew C.

"I really enjoyed watching this project flourish. The painting was so peaceful and it brought color to our otherwise pretty boring Juvenile Hall." –Francisco M.R.

"I like to draw and never got the chance to paint on anything but paper so it was a new experience for me and I thought it was gonna be hard but it was actually pretty easy. I feel like the mural brings life to the MCJH" –Carlos G.

"The painting was really fun to work on. I enjoyed every part of it. It will be nice for all the people who will come in the future" –Joseph H.

"The thing that reminds me of the mural is the bear because my family would call me osito" –Carlos S.

"I like the painting because it looks relaxing with all the animals and trees and water." –Juan S.

"When I look at it it makes me think of the wilderness and nature. It's very artistic and planning it out must of been a struggle but it came out beautiful." –Jedediah B.

"The youth experienced working together as a group and saw their combined effort come together for a beautiful work of art." Sean F. (staff)

Artist Danza Davis

danzadavis.com

danzadavis@gmail.com

Illustration | Graphic Design | Fine Art | Murals
Inquiries about commissions and collaborations welcome!



ARTS COUNCIL of
MENDOCINO COUNTY